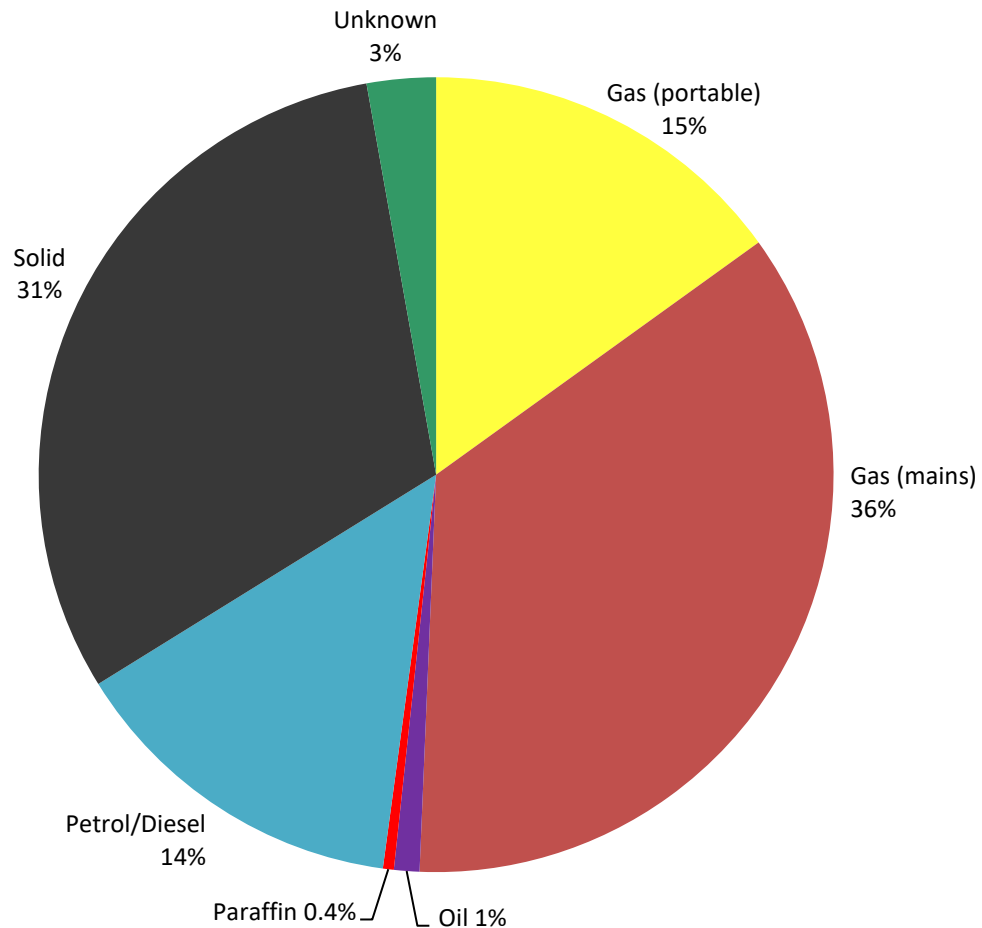


FUEL TYPE relating to UK deaths from unintentional carbon monoxide poisoning from 01.09.1995 to 31.08.2017

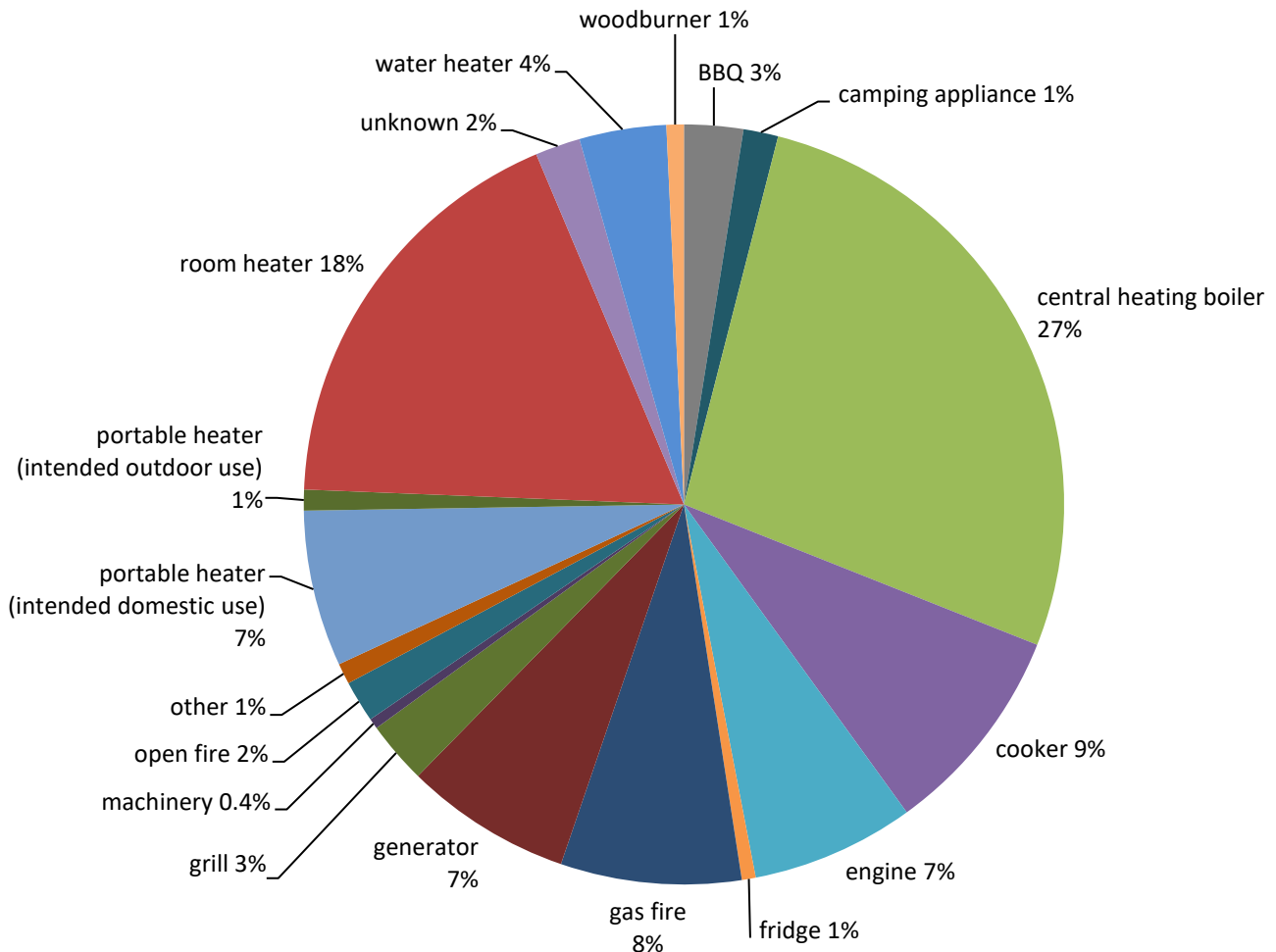


CO-Gas Safety comment

This chart shows that gas is responsible for the greatest percentage of the deaths included in our data, but our data so far also suggests that, per user, gas causes *less* deaths from carbon monoxide than solid fuel (since the number of users of solid fuel across the UK is far less than that of gas users).

In other words, considering the relatively small number of solid fuel users, there is a high incidence of deaths from solid fuel compared to that of gas.

APPLIANCE TYPE relating to UK deaths from unintentional carbon monoxide poisoning from 01.09.1995 to 31.08.2017



'camping appliance' includes items other than BBQ's, such as gas lamps and gas or paraffin stoves.

'central heating boiler' includes mains gas, oil and solid fuel systems. Back boiler systems are included in this category.

'cooker' includes hobs, range cookers and permanent stoves (not portable camping stoves).

'engine' is of any type, including from a car, lorry (or other motor vehicle), aeroplane or boat.

'fridge' is of a portable type, powered by Liquid Petroleum Gas cylinder.

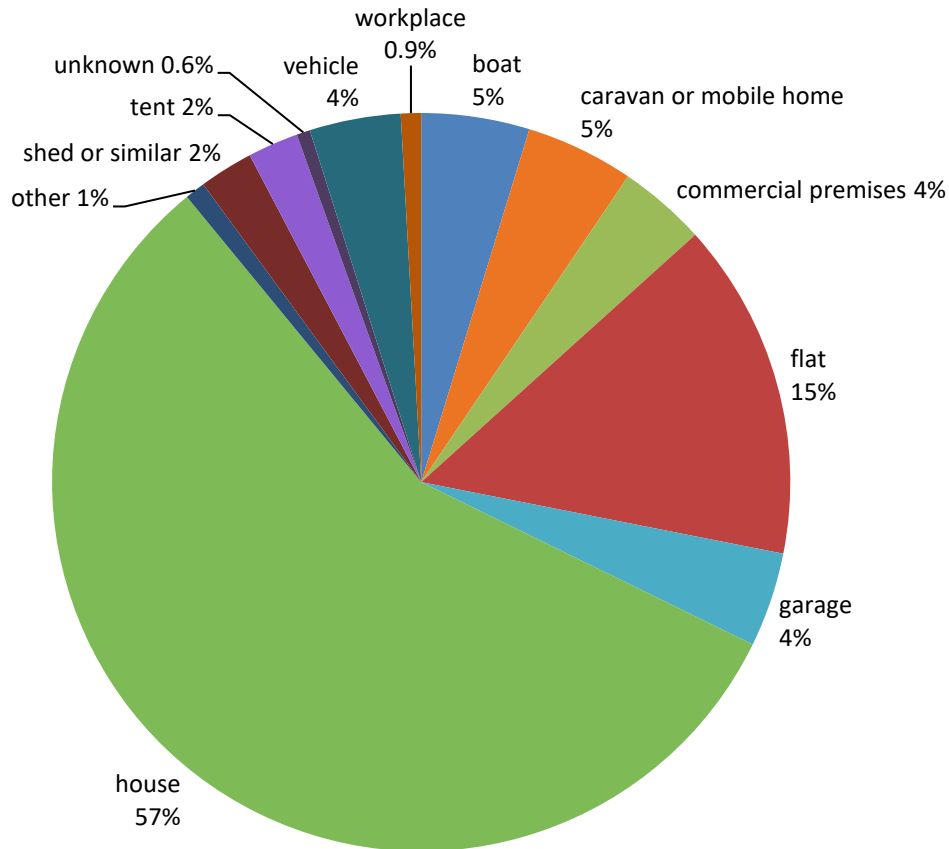
'generator' is a portable machine.

'machinery' indicates industrial or commercial machinery, such as a disc cutter.

'woodburner' indicates a permanently installed domestic appliance intended for indoor use.

Multi-fuel burners are included in this category.

PLACE OF INCIDENT that caused death relating to UK deaths from unintentional carbon monoxide poisoning from 01.09.1995 to 31.08.2017



'commercial premises' includes shops, public houses, hotels, restaurants & guest houses.
 'flat' includes bedsits, and both purpose-built flats and those converted from larger dwellings.
 'house' includes bungalows, detached, semi-detached and terraced houses.
 'other' includes a greenhouse, care homes, public halls and workshops.
 'shed or similar' includes metal containers, wood cabins, outhouses and portacabins.
 'vehicle' includes all types (other than boat) such as car, lorry, camper van and aeroplane.
 'workplace' includes building sites, offices and other work sites.

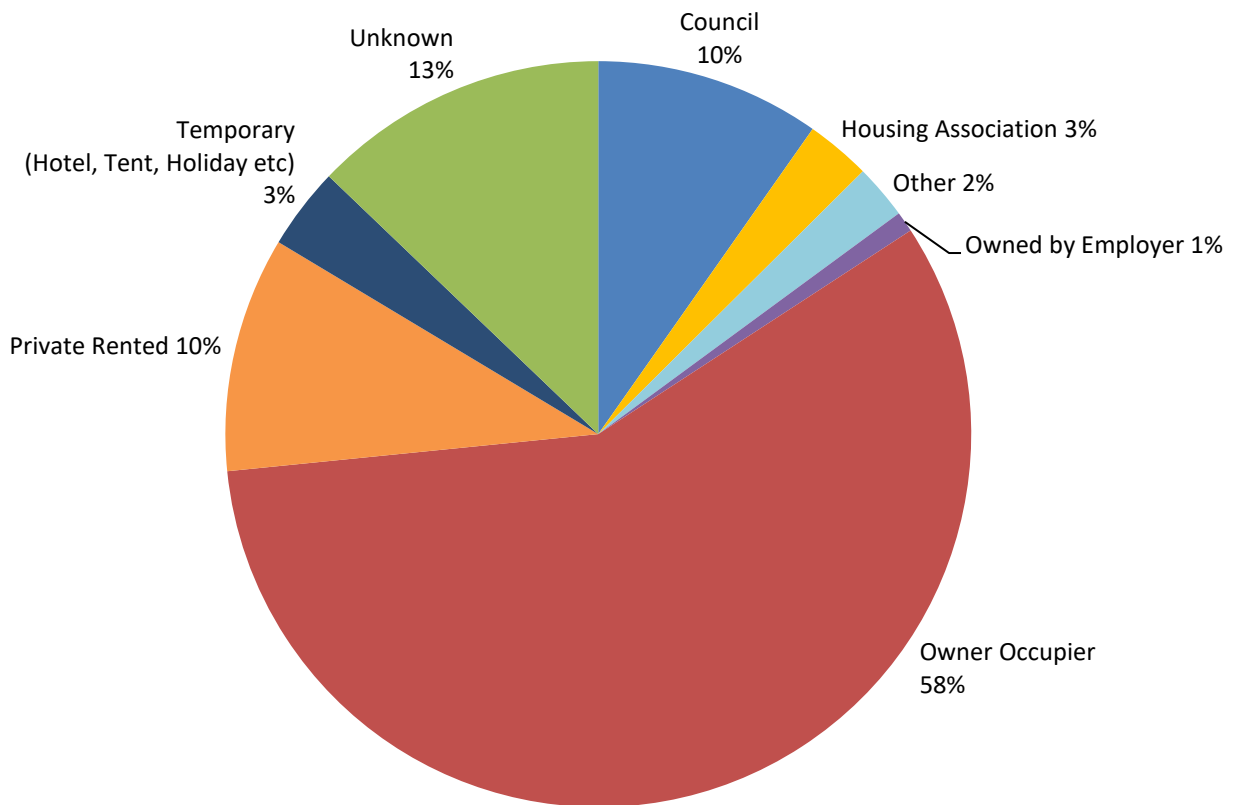
CO-Gas Safety comment

It is easy to see that people at home are most at risk from carbon monoxide poisoning.
 For an example please see <http://www.mirror.co.uk/news/real-life-stories/thought-early-dementia-three-years-5930721> *Daily Mirror*, 22 June 2015 by Angela Cooke.

Dr Ben Croxford's research at UCL (University College London) in 2006 found:

- 23% of homes had one or more defective gas appliance;
- 8% of homes were judged to be at risk of dangerous levels of CO;
- 45% of homes had received no information on the dangers of CO; and
- A higher prevalence of problem appliances was found in the homes of vulnerable people, such as the young, the old, and those in receipt of benefits. (Taken from HSE press release 2006)

TENURE TYPE relating to UK deaths from unintentional carbon monoxide poisoning from 01.09.1995 to 31.08.2017



According to the Communities & Local Government Dwelling Stock Estimates England 2016: There were 23.7 million dwellings in England at 31 March 2016, an increase of 190,000 dwellings (0.81%) on the same point the previous year. https://www.gov.uk/government/uploads/system/uploads/attachment_data/file/609282/Dwelling_Stock_Estimates_2016_England.pdf (Note This is calculated very year). Of these, 14.8 million dwellings were owner occupied dwellings, 4.8 million private rented dwellings and 4.0 million social and affordable rented dwellings (Private Registered Providers 2.4 million, plus Local Authority 1.6 million). In 2016, 33% of all dwellings had a carbon monoxide alarm, up from 28% in 2015.

CO-Gas Safety comment

Therefore, the incidence of deaths in owner occupied property looks lower than expected, (58% deaths as opposed to expected 62%) although there is quite a high incidence of unknown tenure (13%) which could easily account for this. The incidence of deaths in council owned property looks relatively high (10% deaths – would expect 6.9%) while the incidence of deaths in housing associations (3% deaths – would expect 10.24%) looks low compared to the percentage of properties owned by housing associations. It would be really helpful to have even more co-operation from Coroners to record the tenure which, of course, the government could require.

